

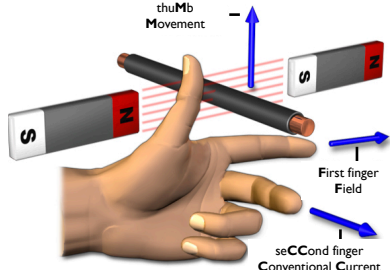

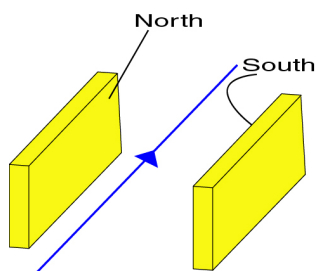

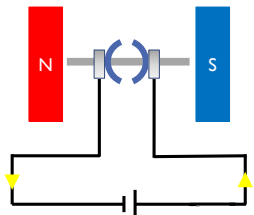
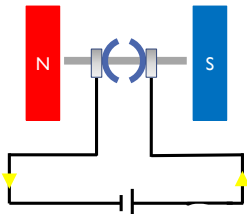


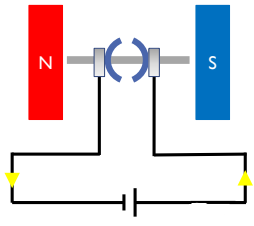
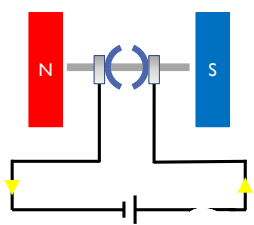
<p>The Motor Effect </p> <p>What is the motor effect?</p>	<p>mrbakerssciencestuff.com</p> <p>1 of 7</p>
<p>The Motor Effect </p> <p>What is Fleming's Left Hand Rule?</p>	<p>mrbakerssciencestuff.com</p>  <p>2 of 7</p>
<p>The Motor Effect </p> <p>Which direction will the wire move?</p> 	<p>mrbakerssciencestuff.com</p> <p>3 of 7</p>
<p>The Motor Effect </p> <p>Label the parts of a simple electric motor.</p> 	<p>mrbakerssciencestuff.com</p>  <p>4 of 7</p>

Instructions:

- (1) Answer the questions.
- (2) Watch science-spark clip and correct your answers.
- (3) Print out, fold over on dotted line and make into flashcards.
- (4) Use for retrieval quizzes.





<p>The Motor Effect</p>  <p>How does a motor start to turn?</p>	<p>mrbakerssciencestuff.com</p> <p>5 of 7</p>
<p>Electromagnets</p>  <p>How does a motor continue to spin?</p>	<p>mrbakerssciencestuff.com</p> <p>6 of 7</p>
<p>Electromagnets</p> <p>How can you make an electric motor spin faster?</p>	<p>mrbakerssciencestuff.com</p> <p>7 of 7</p>

Instructions:

- (1) Answer the questions.
- (2) Watch science-spark clip and correct your answers.
- (3) Print out, fold over on dotted line and make into flashcards.
- (4) Use for retrieval quizzes.

