

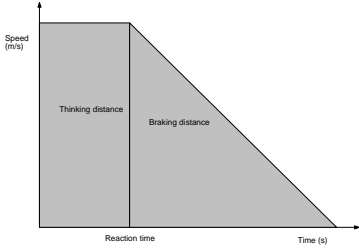








<p>Forces and Braking </p> <p style="text-align: center;">What is stopping distance?</p>	<p style="text-align: right;">mrbakerssciencestuff.com</p> <p style="text-align: right;">1 of 6</p>
<p>Forces and Braking </p> <p>Look at the velocity-time graph below:</p>  <p style="text-align: center;">How can thinking distance and braking distance be calculated?</p>	<p style="text-align: right;">mrbakerssciencestuff.com</p> <p style="text-align: right;">2 of 6</p>
<p>Forces and Braking </p> <p style="text-align: center;">What factors increase thinking distance?</p>	<p style="text-align: right;">mrbakerssciencestuff.com</p> <p style="text-align: right;">3 of 6</p>
<p>Forces and Braking </p> <p style="text-align: center;">What factors increase braking distance?</p>	<p style="text-align: right;">mrbakerssciencestuff.com</p> <p style="text-align: right;">4 of 6</p>

Instructions:

- (1) Answer the questions.
- (2) Watch the clip and correct your answers.
- (3) Print out, fold over on dotted line and make into flashcards.
- (4) Use for retrieval quizzes.





<p>Forces and Braking </p> <p>How does the speed of a vehicle affect thinking distance?</p>	<p>mrbakerssciencestuff.com</p> <p>5 of 6</p>
<p>Forces and Braking </p> <p>How does the speed of a vehicle affect braking distance?</p>	<p>mrbakerssciencestuff.com</p> <p>6 of 6</p>

Instructions:

- (1) Answer the questions.
- (2) Watch the clip and correct your answers.
- (3) Print out, fold over on dotted line and make into flashcards.
- (4) Use for retrieval quizzes.

